

WIFFEN PRODUCTS

BOILING BILLY

CLASSIC
BOILING &
CHILLED
WATER
SYSTEMS



CONTENTS

PAGE 4	JE SERIES
PAGE 5	JE SPECIFICATIONS
PAGE 6	ECONOMY JR SERIES
PAGE 7	THE ORIGINAL UNDER SINK BOILING WATER UNIT
PAGE 8	DUAL MATE
PAGE 9	ULTIMIX BOILING AND CHILLED UNITS
PAGE 10	ULTIMIX SPECIFICATIONS
PAGE 11	ULTIMIX INSTALLATION
PAGE 12	CHILLED WATER MODELS
PAGE 13	WARRANTY
PAGE 14	AGENTS

JE SERIES WALL MOUNTED UNITS

JE SPECIFICATIONS

15 - 60 LITRE

- Removable front cover.
- Computerised element.
- Colourbond white cover.
- Stainless steel cover (optional)
- Larger units upon request



FULL SERVICE NETWORK

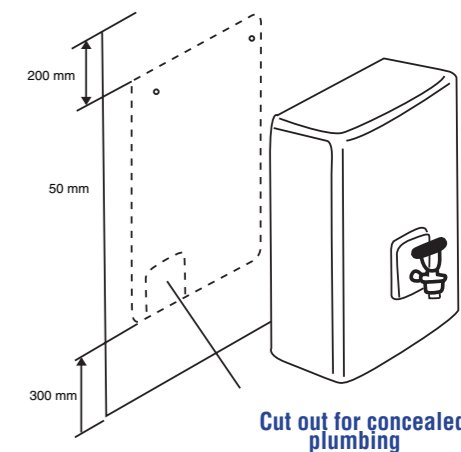
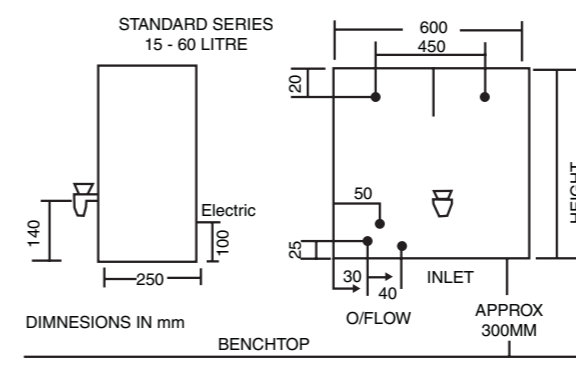
- One year - tap, ball valve and element.
- No costly parts.
- Simple to service if required.

OPTIONAL EXTRAS

Swivel taps, Twin taps, Water filters, 3.0, 4.8, 6 & 9kw rating. Units can be manufactured to suit your needs.

HOW TO SPECIFY:

Determining how many cups of boiling water required at one time, then specify the corresponding model. If you require larger element, place kw rating after the model number, for stainless steel case place SS.




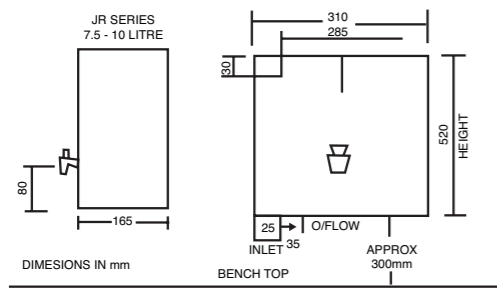
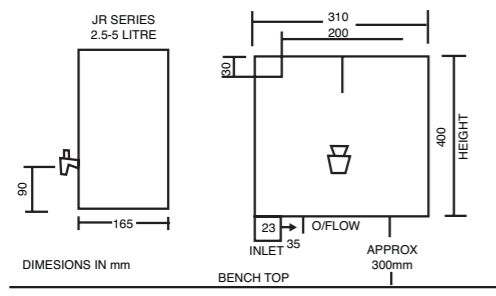
	Model No.	Capacity	No. Of Cups	Cup/Hr Recovery	Rating Kw	Height mm	Width mm	Depth mm
Boiling Billy								
Standard Series	JE 15	15	75	110/160	2.4/3.0	535	600	250
White,	JE 20	20	100	110/160	2.4/3.0	535	600	250
Colourbond or	JE 25	25	125	110/160	2.4/3.0	635	600	250
Stainless steel	JE 30	30	150	110/160	2.4/3.0	635	600	250
cases.	JE 40	40	200	110/160	2.4/3.0	775	600	250
	JE 50	50	250	110/160	2.4/3.0	775	600	250
	JE 60	60	300	110/160	2.4/3.0	840	600	250

Specifications are subject to change without notice. Larger units available upon request.

ECONOMY JR SERIES

WALL MOUNTED WITH A REMOVABLE FRONT COVER AND IS SIMPLE TO SERVICE IF REQUIRED

- Wall mounted.
- White coloured case.
- 2.5 - 10 litre.



SPECIFICATIONS

1 CUP (200ML CUPS)

Model No.	Capacity Litres	No. of Cups	Cups/Hr Recovery	Rating Kw	Height	Width	Depth
JR2.5	2.5	14	110	2.4	400	310	165
JR5	5	25	110	2.4	400	310	165
JR7.5	7.5	38	110	2.4	520	310	165
JR10	10	50	110	2.4	520	310	165

Specifications are subject to change without notice.

UNDERSINK BOILING WATER UNIT

BOILING WATER IDEAL FOR TEA, COFFEE!

- The unit is located under the sink.
- The copper body comprises a storage tank and an expansion chamber.
- Element controls temperature with built in computer.
- Solid brass, rapid action, 1/4 turn lever tap handle or spring loaded tap handle.
- Solid brass swivel bi-flo spout.
- No expensive pumps, solenoid valves or drainage required.

A 350 kpa pressure limiting valve must be fitted for maximum efficiency (for pressure above 600kpa)

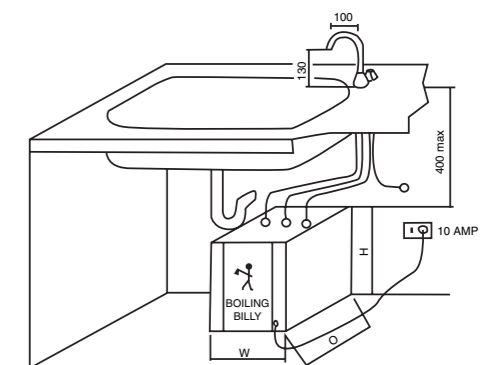
We recommend a filter system to be fitted to all units

OPTIONAL:

- 4,8, & 6kw for TD5 only
- Safety Package
- Anti-leak device



35Φ Mounting Hole



SPECIFICATIONS

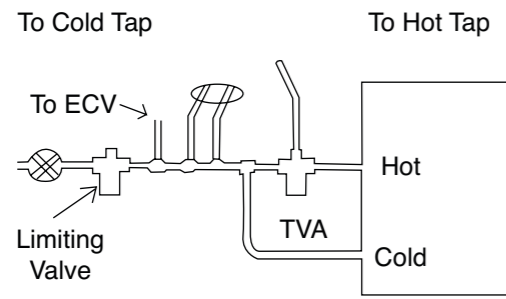
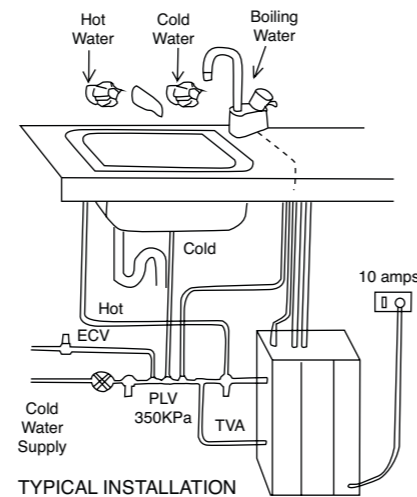
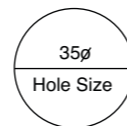

ONE CUP (200ML CUPS)

BOILING BILLY UNDERSINK SERIES	Model No.	Capacity Litres	No. Of Cups	Cup/Hr Recovery	Rating Kw	Height mm	Width mm	Depth mm
	TD 1.25	1.25	10-13	90	1.8	335	180	150
	TD 2.5	2.5	15-20	110	2.4	325	245	290
	TD 5	5	30-40	110	2.4	480	245	290

Specifications are subject to change without notice.

NOW YOU CAN HAVE BOILING WATER AND HOT WATER FROM THE ONE UNIT

- All main valves supplied.
- Simple installation.
- Supplied with 2 metre 10 amp cord and plug with insulated earth pins.
- Ideal for office and work staff kitchens.
- Saves power and space.
- Replaces the need to specify separate boiling water and hot water unit, one unique cylinder does both.
- Dual Mates are compact and sit in under the sink and supplies boiling water for tea and coffee via a brass chrome plated tap and hot water to the usual basin set mixed all from one unit.



SPECIFICATIONS

DM	220ml-Cups Boiling Water	Hot Water (Ltrs)	Boiling Water Recovery Cups HR	Height mm	Width mm	Depth mm	KW
40/12	40	12	110	480	245	290	2.4

BOILING WATER CUPS - 200ML

Optional: 4.8kw & 6kw Anti Leak Device

Specifications are subject to change without notice.

THE ULTIMATE UNDER SINK BOIL AND CHILL UNIT.

- All fittings are supplied for installation of boiling & chilled.
- Modules. i.e. filter system for all areas and combined dual check valve with 350 kpa P.L.V Anti Leak Device
- 10 amp power supply is for standard installation.
- Connect to cold water supply. The water supply must be potable.
- Boiling water module to be connected under bench, only the tap dispenser to be visible.
- Solid brass tap.
- Ceramic disc lever action tap handle.
- Electronic control unit is an integral part of the element, which maintains a temperature within one degree celsius of set point - boil dry protection and micro temp protect circuitry.
- No expensive pumps, solenoid valves.
- Venturi system only requires water pressure to operate

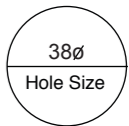
Example if boiling and ambient filtered water is required, specify BBM (check specifications sheet)

OPTIONAL

- Remote controlled boiling water safety cut off system
- Under bench: Square and Round

DIMENSIONS

Font	Outside Dimensions	Outlet Dimensions
Round	170mm	16mm
Square	200 x 200mm	170 x 170mm



ULTIMIX SPECIFICATIONS

ULTIMIX INSTALLATION

Combined Boiling & Chilled Filter Models

Model No	Boiling No	Rating	Cups P/H	H	W	D	Chilled-Cups P/H	Litres P/H	H	W	D
BBCM10/40	10	1.8	90	335	180	150	40	8	280	205	405
BBCM20/40	20	2.4	110	325	245	290	40	8	280	205	405
BBCM20/80	20	2.4	110	325	245	290	80	10-14	250	180	500
BBCM40/40	40	2.4	110	480	245	290	40	8	280	205	405
BBCM40/80	40	2.4	110	480	245	290	80	10-14	250	180	500

Optional 3, 4.8, 6w - BBCM 40/40 & BBCM40/80

Combined Boiling and Ambient Filtered Models

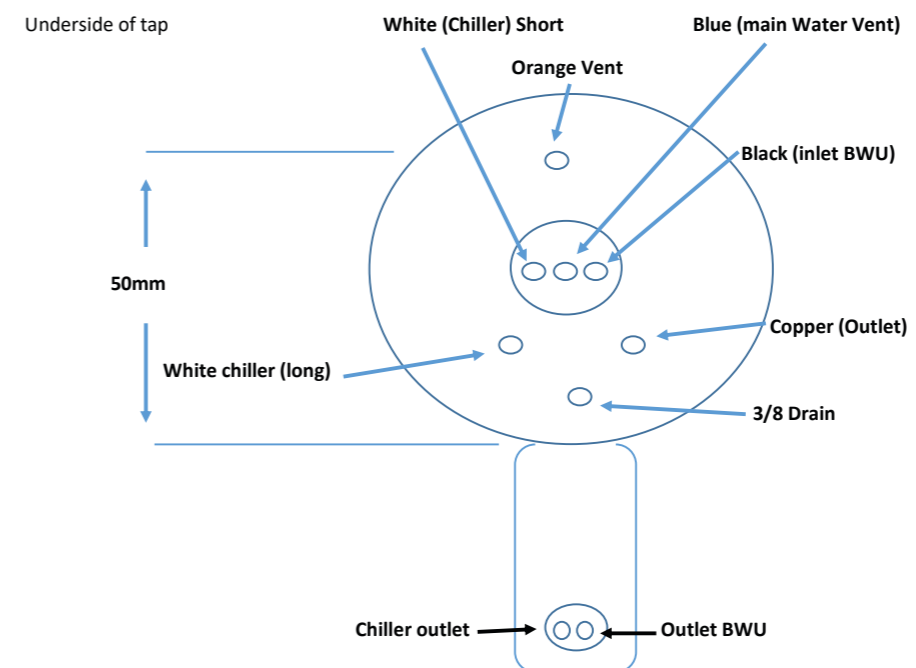
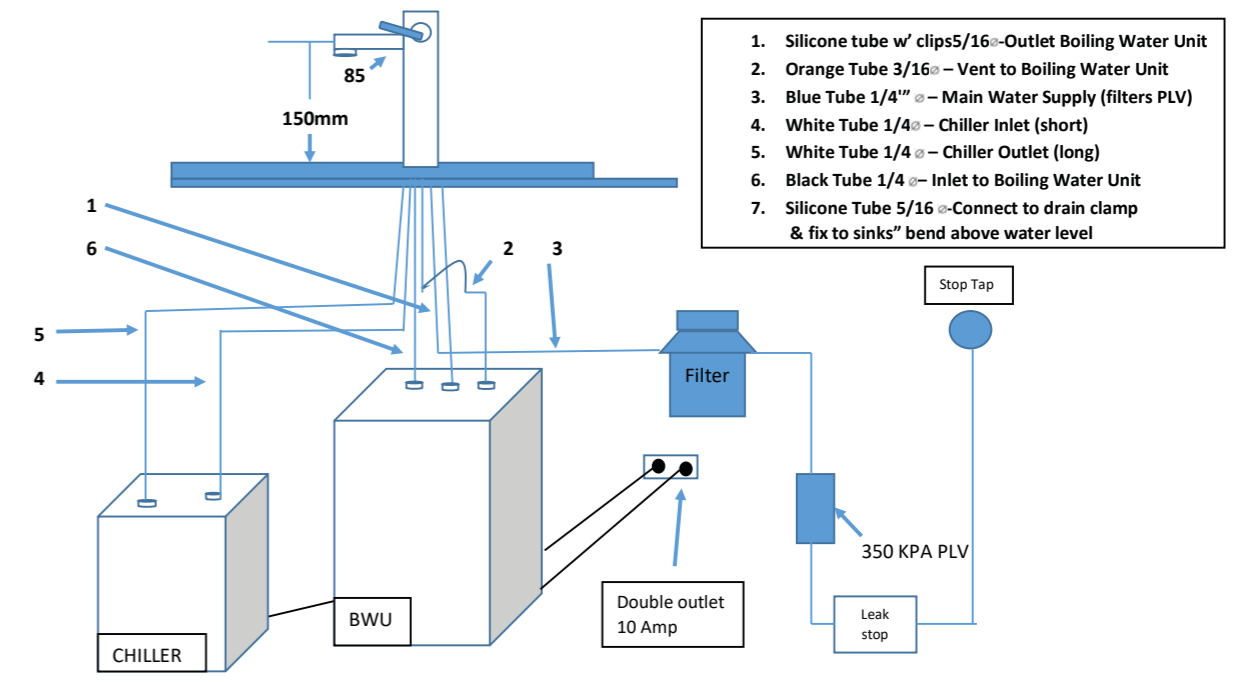
Boiling Module	Number of Cups	Cups/hr recovery	Rating Kw	Height mm	Width mm	Depth mm
BBM10	10	90	1.8	335	180	150
BBM20	20	110	2.4	325	245	290
BBM40	40	110	2.4	480	245	290

Combined Chilled and Ambient Filtered Models

Chilled Module	Cups per hour	Litres per Hour	Height mm	Width mm	Depth mm
BCM10	40	8	280	205	405
BCM20	100	10-14	250	180	500
BCM40	150	20	320	330	470

Boiling water + 200ml Chilled water cups + 160ml

Specifications are subject to change without notice



CHILLED WATER MODELS

WARRANTY

- White Enamel coated case
- Compressor Hermetically Sealed auto overload
- Refrigeration R-143a gas charge
- Thermostat (factory set)
- Maximum Pressure 800kpa/ Minimum pressure 100kpa

MC07	1.8 Litre
MC1014	3.6 Litre
*MC20	4.5 Litre
BB65	65 Litre

MC07 & MC1014 come with complete installation kit

- Carafe Tap
- Filter System
- 3 Pin Power Cable
- Plastic Tubing and all Fittings, 350kpa PLV

***Optional Extra:**

MC20 Complete installation kit



Model 301



Dimensions	MC07	MC1014	MC20	BB65
Height	280mm	250mm	315mm	640mm
Length	410mm	500mm	470mm	870mm
Width	180mm	205mm	330mm	530mm
Gas Filled	70 Grams	82 Grams	220 Grams	420 Grams
Capacity	1/12HP	1/6HP	1/4HP	1/3HP
Volts	240 50HZ	240 50HZ	240 50HZ	240 50HZ
Weight	13	17	22	50

Optional Extra: Stainless Steel Case: MC1014

12 Months warranty on all parts

Specifications are subject to change without notice

WARRANTY CONDITIONS

1. The boiling water unit must be installed to comply with all relevant statutory and local requirements for the area where the boiling water unit is installed.
2. The boiling water unit must be installed in accordance with manufacturers installation instructions supplied with the unit.
3. When a boiling water unit is repaired or replaced under this warranty, the component or boiling water unit replaced does not have the benefit of a new warranty and only the balance of the original warranty period will remain effective.
4. Only the boiling water unit and genuine company replacement parts are covered by this warranty. Electrical or plumbing parts supplied by the installer are not covered by this warranty.
5. The cost of insurance, travelling and transport between the installed site and the nearest manufacturers authorised agents premises will be to the account of the customer where unit is installed outside the boundaries of the metropolitan area as defined by the manufacturer or beyond 25km from a manufacturers or an authorised agent in a regional town or centre.
6. Where a filter is specified by the manufacturer or supplied as original equipment with the boiling water unit, the filter that is specified or supplied must be fitted on the cold water supply to the boiling water unit, and maintained by the owner in a serviceable and working condition, while ever the boiling water unit is in service. Failure to fit and maintain the filter will render this warranty void.

Guarantee period - Twelve (12) months from the date of sale by Wiffen Products Pty. Ltd or Twentyfour (24) months from date of manufacture by Wiffen Products Pty. Ltd., whichever period shall first expire.

WARRANTY EXCLUSIONS

The warranty may become void by the following exclusions and service charge for labour and parts (if necessary) could become a cost to the owner.

1. Failure due to misuse and/or incorrect installation; Acts of God; Water conditions; Accidental Damage; Unauthorised attempts at repair of the boiling water unit.
2. Where there is a failure of the electricity or water supply; where water leaks are caused by the plumbing and not the boiling water unit or its components; where there is no flow of hot water due to faulty plumbing or a filter blockage; where the complaint is related to low or high water pressure or excessive water pressure; where it is found that there is nothing wrong with the boiling water unit.
3. Repairs to a boiling water unit due to scale formation or where the boiling water unit has been fitted to a hard or harmful water supply or the recommended or supplied filter has not been fitted and maintained.
4. Where the boiling water unit has been installed in a position that does not comply with the manufacturers installation instructions or relevant statutory requirements or subject to any statutory provisions to the contrary claims for damage to walls, furniture, carpets, foundations or the need for major dismantling or removal of cupboards, doors or walls or any other consequential loss either directly or indirectly due to leakage from a boiling water unit. Chiller units have a twelve month warranty on parts and labour from date of sale. Chiller units have the same warranty exclusions as boiling water units.

AGENTS

VIC AGENT

INTERCHANGE SALES

Unit 4/49 Corporate Blvd
Bayswater, Vic 3153

PH: 9729 6411

FAX: 9729 5722

EMAIL: interchange@netscape.net.au

QLD AGENT

MARK ANDERSON SALES

Building 4/84 Ingleston Rd
Wakerley, Qld 4154

PH: 07 3890 8011

FAX: 07 3890 8022

EMAIL: mark@masales.com.au

WEB: www.markandersonsales.com.au

NSW AGENT

NEKEMMA

Unit 2, 10 Doyle Ave
Unanderra, Nsw 2526

PH: 02 4272 3264

FAX: 02 9332 6482

EMAIL: john@nekeema.com.au

WEB: www.nekeema.com.au

WA AGENT

COMPLETE ENVIRO SOLUTIONS

18 Aberfoyle Place
Hamersley, WA 6022

MOBILE: Ken - 0429 028 285

Ryan - 0408 363 645

EMAIL: info@cesperth.com.au

WEB: www.cesperth.com.au

AVAILABLE AT ALL PLUMBING OUTLETS



WaterMark

AS 3498 LIC. W359



WaterMark

WMTS-105 LIC. WM-022633



WIFFEN PRODUCTS PTY LTD

A.B.N. 95 073 810 616

**1/33 Cedar Parade, Moolap,
Victoria, Australia, 3224.**

Tel: 61 – 3 – 5248 7072

Fax: 61 – 3 – 5248 7272

Email: sales@boiling-billy.com

Web: www.boiling-billy.com

ISSUE 6 / 2018

